


A New International Centrifuge



FOR THE

Modern Laboratory

The new INTERNATIONAL MODEL U is more than just a Centrifuge in a cabinet. International's experienced engineering has produced a Centrifuge with years-ahead features and unmatched performance.

YOU will want to know more about the new aerodynamic guard bowl ventilating system—the new stainless steel interior — the stainless steel auxiliary cover that saves valuable bench space — the electric tachometer — the electric time clock — the unique air-filtering system—the spring-loaded hinge — the new vibration dampening system which results in smooth

operation without the “shaker” action of over-flexible mountings—the versatility of 84 interchangeable accessory combinations.

Let us tell you more about this completely new Centrifuge, handsomely designed to fit in with your wall counters and cabinets. Write for Bulletin J explaining all these features in detail.

INTERNATIONAL EQUIPMENT COMPANY

1284 SOLDIERS FIELD ROAD, BOSTON 35, MASS.

How to Produce Safe, Attractive Water

WATER PURIFICATION CONTROL

THIRD EDITION

By EDWARD S. HOPKINS, *Associate Engineer, Bureau of Water Supply, Baltimore, Md.; Lt. Col., Medical Service Corps (Sanitary Engineering Section), U. S. Army Reserve; Instructor, McCoy College, Johns Hopkins University, formerly Special Lecturer, Western Maryland College*

Bible for the trained and untrained worker in large and small plants

Trustworthy guide to:

coagulation
color removal
removal of iron and manganese
sedimentation
filtration
disinfection
taste and odors
corrective treatment
softening
plant control

Handy tables of equivalents cover:

units of measure
chemical dosages
filtration rates
rates of flow

Third edition thoroughly revised:

latest methods fully discussed
section on water softeners expanded
description of zeolites included

298 pp. 73 figs. \$4.00

THE WILLIAMS & WILKINS COMPANY

Mt. Royal and Guilford Aves.

Baltimore 2, Maryland

*The Complete Story
in One Volume*

MANUAL

OF THE

PENICILLIA

By

KENNETH B. RAPER

Principal Microbiologist, Fermentation Division,
Northern Regional Research Laboratory

and

CHARLES THOM

Collaborator, U. S. Department of Agriculture

The manual is designed as a means of identifying Penicillia in the laboratory with a minimum of misunderstanding in the interpretation of species. It can be used also as a guide to the accumulated literature concerning these molds.

Some 4000 strains were examined in the preparation for this volume. Groups of strains having consistent morphology and showing related biochemical activities have been arranged in series. Within each series, recognized species are arranged in logical sequence and described in such a way as to lead to definite identification of material within the scope of the usual range of variants.

884 pp., 172 figs., 12 color plates, \$12.00

**THE WILLIAMS
& WILKINS COMPANY**

Mt. Royal and Guilford Aves.
Baltimore 2, Maryland

B-B-L

**Media for Diagnosis of
Upper Respiratory Infections**

LOEFFLER MEDIUM
TRYPTICASE TELLURITE AGAR BASE
TRYPTICASE SOY AGAR
TRYPTICASE SOY BROTH
THIOGLYCOLLATE MEDIUM
BRAIN HEART INFUSION
and BROTHS

Literature Sent on Request

**BALTIMORE BIOLOGICAL
LABORATORY, INC.**
Baltimore 18, Maryland

CUMULATIVE INDEX

to the JOURNAL


of BACTERIOLOGY

VOLUMES 31 TO 64 • \$7.50

Increase the usefulness of your volumes of the journal. Locate the exact information you want, quickly and easily. Turn to any subject, any author from any issue with a minimum of time and effort.

THE WILLIAMS & WILKINS CO.
MT. ROYAL AND GUILFORD AVES.
BALTIMORE 2, MARYLAND

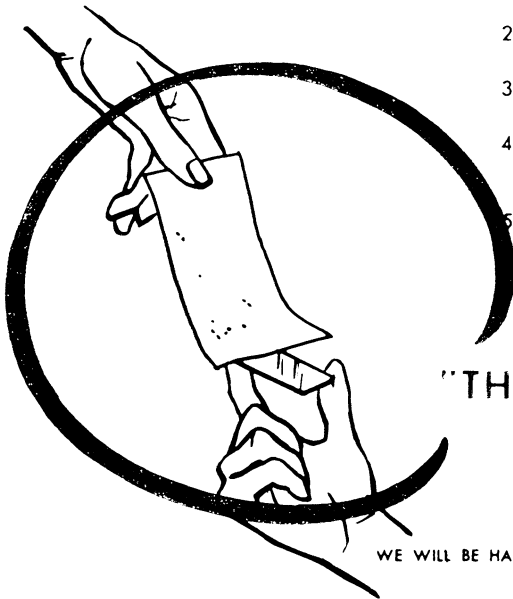
NOW PRE-CLEANED SLIDES HAVE BECOME A REALITY



FROM CONTAINER TO MICROSCOPE IN ONE EASY OPERATION

Yes, the J. Melvin Freed Company, manufacturers and processors of laboratory glass equipment, have scored another "first". The many time-consuming, cleaning operations are no longer necessary with this new slide. Made of the hardest, most transparent and stable glass yet perfected, these pre-cleaned slides: . . .

1. Afford uniform dispersion on both surfaces for blood smears, aqueous bacteriological smears and absolute adhesion of tissue sections.
2. Are made of unsurpassed quality of glass, of uniform thickness.
3. Come to you packed in the new plastic lined containers to prevent the collection of lint on the slides.
4. Can be easily removed from the handy container without danger of finger marking the surfaces of the slide.
5. Have been thoroughly tested by laboratory technicians in hospitals, medical schools, and numerous other laboratories, with superlative results.



"THE WET BLOTTER TEST"

Test this new slide yourself and compare with others. Just rub a wet blotter over the surfaces of each and notice the difference in dispersion.

WE WILL BE HAPPY TO SEND YOU A QUANTITY OF OUR NEW SLIDES FREE FOR YOUR EXAMINATION

J. MELVIN FREED, INC. - - - **Perkasie, Pa.**
MAKERS OF HIGHEST QUALITY LABORATORY MATERIALS SINCE 1920

Products Sold Only Through Laboratory and Hospital Supply Dealers

In writing to advertisers, please mention the journal—it helps.



BRUCELLA

Isolation, Cultivation and Differentiation



BACTO-TRYPTOSE

is the peptone of choice in the preparation of both liquid and solid media for culturing *Brucella abortus*, *melitensis* and *suis* and supplies the nutriment required by these organisms for rapid and abundant growth.



BACTO-TRYPTOSE BROTH

is a complete liquid medium for culturing the *Brucella* and is especially adapted to the isolation techniques recommended by Huddleson and Castaneda.



BACTO-TRYPTOSE AGAR

supersedes media previously employed for the isolation and cultivation of the *Brucella*. This medium serves ideally for the primary or secondary isolation of *Brucella*, for the differentiation of species and for vaccine or antigen production. It is also recommended for use as the solid phase in the Castaneda technique.

THE DIFCO MANUAL, NINTH EDITION,
including descriptions of these media and their use,
is available on request.

Specify DIFCO — the trade name of the pioneers in the research and development of Bacto-Peptone and Dehydrated Culture Media

DIFCO LABORATORIES

DETROIT 1, MICHIGAN